


I - PLACAS DE REGULAMENTAÇÃO



OBRIGAÇÃO



PROIBIÇÃO

LEGENDA

01. DIMENSÕES MÍNIMAS


ÁREA URBANA - DIAMETRO - 0,40m
TARJA - 0,04m
ORLA - 0,04m

ÁREA RURAL - DIAMETRO - 0,75m
TARJA - 0,07m
ORLA - 0,07m

02. CORES

FUNDO - BRANCA
TARJA - VERMELHA
ORLA - VERMELHA
SIMBOLO - PRETA
LETRAS - PRETA

03. A PROIBIÇÃO SERÁ INDICADA POR UMA TARJA DIAGONAL FORMANDO 45° COM O DIAMETRO HORIZONTAL, PARTINDO DO SETOR SUPERIOR ESQUERDO E CHEGANDO AO SETOR INFERIOR DIREITO DO CIRCULO.



R-3

SENTIDO PROIBIDO




R-4a

PROIBIDO VIRAR À ESQUERDA




R-4b

PROIBIDO VIRAR À DIREITA



R-5

PROIBIDO RETORNAR



R-6a

PROIBIDO ESTACIONAR



R-6b

ESTACIONAMENTO REGULAMENTADO



R-6c

PROIBIDO PARAR E ESTACIONAR



R-7

PROIBIDO ULTRAPASSAR



R-8

PROIBIDO MUDAR DE FAIXA DE TRANSITO



R-9

PROIBIDO TRANSITO DE VEICULO
DE CARGA



R-10

PROIBIDO TRANSITO DE VEICULOS
AUTOMOTORES



R-11

PROIBIDO TRANSITO DE VEICULOS
DE TRACÃO ANIMAL



R-12

PROIBIDO TRANSITO DE BICICLETAS




R-13

PROIBIDO TRANSITO DE MÁQUINA AGRICOLA



R-14

CARGA MAXIMA PERMITIDA




R-15

ALTURA MAXIMA PERMITIDA




R-16

LARGURA MAXIMA PERMITIDA



R-17

PESO MAXIMO PERMITIDO POR EIXO



R-18

COMPRIMENTO MAXIMO PERMITIDO



R-19


VELOCIDADE MAXIMA PERMITIDA



R-1

PARADA OBRIGATORIA

| | | | |
|--------------------------|---------|---------------|----------|
| DIMENSÕES MÍNIMAS - LADO | - 0,25m | CORES - FUNDO | VERMELHA |
| ORLA EXTERNA | - 0,01m | LETRAS | BRANCA |
| ORLA INTERNA | - 0,02m | ORLA INTERNA | BRANCA |



R-2


DÊ A PREFERENCIA

| | | | |
|--------------------------|---------|---------------|----------|
| DIMENSÕES MÍNIMAS - LADO | - 0,75m | CORES - FUNDO | BRANCA |
| ORLA | - 0,10m | ORLA | VERMELHA |




R-20

PROIBIDO ACIONAR BUZINA
OU SINAL SONORO




R-21

ALFANDEGA




R-22

USO OBRIGATORIO DE CORRENTE




R-23

CONSERVE-SE À DIREITA




R-24a

SENTIDO OBRIGATORIO




R-24b

PASSAGEM OBRIGATORIA




R-25a

VIRE À ESQUERDA




R-25b

VIRE À DIREITA




R-25 c

SIGA EM FRENTE OU À ESQUERDA




R-25 d

SIGA EM FRENTE OU À DIREITA




R-26

SIGA EM FRENTE



R-27

VEICULOS LENTOS
USEM FAIXA DA DIREITA



R - 28

MÃO DUPLA



R - 29

PROIBIDO TRANSITO DE PEDESTRES



R - 30


PEDESTRE ANDE PELA ESQUERDA



R - 31

PEDESTRE ANDE PELA DIREITA

2 - PLACAS DE ADVERTÊNCIA



LEGENDA

01. DIMENSÕES MINIMAS

| | | | | |
|-------------|---|--------------|---|-------|
| ÁREA URBANA | - | LADO | - | 0,45m |
| | | ORLA EXTERNA | - | 0,01m |
| | | ORLA INTERNA | - | 0,01m |
| ÁREA RURAL | - | LADO | - | 0,60m |
| | | ORLA EXTERNA | - | 0,02m |
| | | ORLA INTERNA | - | 0,02m |


02. O AUMENTO NO TAMANHO DAS PLACAS IMPLICARÁ EM VARIAÇÕES PROPORCIONAIS DE ORLAS E SIMBOLOS.

| | | | | |
|-----------|---|--------------|---|---------|
| 03. CORES | - | FUNDO | - | AMARELA |
| | | ORLA INTERNA | - | PRETA |
| | | ORLA EXTERNA | - | AMARELA |
| | | SIMBOLO | - | PRETA |




A-1a

CURVA ACENTUADA À ESQUERDA




A-1b

CURVA ACENTUADA À DIREITA



A-2a

CURVA À ESQUERDA




A-2b


CURVA À DIREITA




A-3a
PISTA SINUOSA À DIREITA



A-3b
PISTA SINUOSA À ESQUERDA



A-4a
CURVA ACENTUADA EM "S" À ESQUERDA




A-4b
CURVA ACENTUADA EM "S" À DIREITA




A-5a
CURVA EM "S" À DIREITA



A-5b
CURVA EM "S" À ESQUERDA




A-6
CRUZAMENTO DE VIAS




A-10 a

ENTRONCAMENTO OBLIQUO À ESQUERDA




A-10 b

ENTRONCAMENTO OBLIQUO À DIREITA




A-11 a

JUNÇÕES SUCESSIVAS CONTRARIAS
PRIMEIRA À DIREITA




A-11 b


JUNÇÕES SUCESSIVAS CONTRARIAS
PRIMEIRA À ESQUERDA



A-7a
VIA LATERAL À DIREITA



A-7b
VIA LATERAL À ESQUERDA




A-8
BIFURCAÇÃO EM "T"




A-9
BIFURCAÇÃO EM "Y"




A-12
INTERSEÇÃO EM CIRCULO



A-13a
CONFLUÊNCIA À DIREITA




A-13b
CONFLUÊNCIA À ESQUERDA




A-14
SEMAFORO À FRENTE




A-15
PARADA OBRIGATÓRIA À FRENTE




A-16
BONDE




A-17
PISTA IRREGULAR



A-18
SALIENCIA OU LOMBADA




A-19
DEPRESSÃO



A-20a
DECLIVE ACENTUADO




A-20b
ACLIVE ACENTUADO




A-21a

ESTREITAMENTO DE PISTA AO CENTRO




A-21b

ESTREITAMENTO DE PISTA À ESQUERDA




A-21c

ESTREITAMENTO DE PISTA À DIREITA



A-22


PONTE ESTREITA




A-23
PONTE MÓVEL




A-24
OBRAS



A-25
MÃO DUPLA ADIANTE



A-26a
SENTIDO UNICO



A-26b
SENTIDO DÚPLO




A-27

ÁREA COM DESMORONAMENTO



A-28

PISTA ESCORREGADIA




A-29

PROJEÇÃO DE CASCALHO



A-30

CICLISTAS



A-31

MAQUINARIA AGRICOLA



A-32

PASSAGEM DE PEDESTRES




A-33

AREA ESCOLAR



A-34

CRIANÇAS



A-35
CUIDADO ANIMAIS.



A-36
ANIMAIS SELVAGENS



A-37
ALTURA LIMITADA




A-38
LARGURA LIMITADA




A-39

PASSAGEM DE NIVEL SEM BARREIRA



A-40

PASSAGEM DE NIVEL COM BARREIRA



A-41

CRUZ DE SANTO ANDRÉ




A-42a
INÍCIO DE PISTA DUPLA



A-42b
FIM DE PISTA DUPLA



A-43
AEROPORTO



A-44
VENTO LATERAL

3 - PLACAS DE INDICAÇÃO

3.1 - PLACAS INDICATIVAS DE VIA E DE DIREÇÃO

A - IDENTIFICAÇÃO



I-1

RODOVIA PANAMERICANA

DIMENSÕES MINIMAS

CORES


| | | | | |
|-------------------|-------|---------------------|---|-------|
| ALTURA | 0,45m | ORLA INTERNA PRETA | - | 0,02m |
| CHAMFRO INCLINADO | 0,14m | ORLA INTERNA BRANCA | - | 0,01m |
| LARGURA SUPERIOR | 0,44m | ORLA EXTERNA PRETA | - | 0,02m |
| LARGURA INFERIOR | 0,41m | ORLA EXTERNA BRANCA | - | 0,01m |



I-2

RODOVIA INTERAMERICANA

| | | |
|-------------|---|--------|
| LARGURA | - | 0,40 m |
| ALTURA | - | 0,45 m |
| ORLA PRETA | - | 0,02 m |
| ORLA BRANCA | - | 0,01 m |




I-3

RODOVIA NACIONAL

B - SENTIDOS E DISTANCIAS



I-4



I-5



I-6



I-7

LEGENDA

01. FORMA - RETANGULAR, LADO MAIOR NA HORIZONTAL, ALTURA MÍNIMA DE 0,30m

02. LEGENDA - LETRAS COM ALTURA MÍNIMA DE 0,10m

03. CORES - RODOVIAS DE PRIMEIRA CLASSE E VIAS EXPRESSAS - FUNDO - VERDE
SIMBOLO - BRANCA
LEGENDA - BRANCA
FUNDO - BRANCA
SIMBOLO - PRETA
LEGENDA - PRETA

DEMAIS VIAS -



I - 8

01. FORMA - RETANGULAR, LADO MAIOR NA VERTICAL

02. DIMENSÕES MÍNIMAS - HORIZONTAL - 0,50m

VERTICAL - 1,00m

03. CÔRES -

PLACA PRINCIPAL - FUNDO - PRETA
LEGENDA - BRANCA

PRIMEIRA PLAQUETA - PARA INDICAR ABERTO -

FUNDO - VERDE
LEGENDA - BRANCA

PARA INDICAR FECHADO - FUNDO - VERMELHA

LEGENDA - BRANCA


SEGUNDA E TERCEIRA PLAQUETAS - FUNDO - BRANCA

LEGENDA - PRETA


04. SERÁ UTILIZADA PARA INDICAR SE TRECHO MONTANHOSO OU DE TRAÇADO DIFÍCIL ESTÁ TRANSITAVEL OU NÃO.

05. AS PLAQUETAS DEVEM SER REMOVIVEIS.

D - SENTIDO DE CIRCULAÇÃO



9 - a



9 - b

01. FORMA - RETANGULAR, LADO MAIOR NA HORIZONTAL, ALTURA MÍNIMA DE 0,25m,
OBSERVANDO-SE SEMPRE A PROPORÇÃO 1:3, ENTRE ALTURA E LARGURA

02. CORES -

FUNDO - PRETA
SIMBOLO - BRANCA

3.2 - PLACAS DE LOCALIZAÇÃO



I - 10

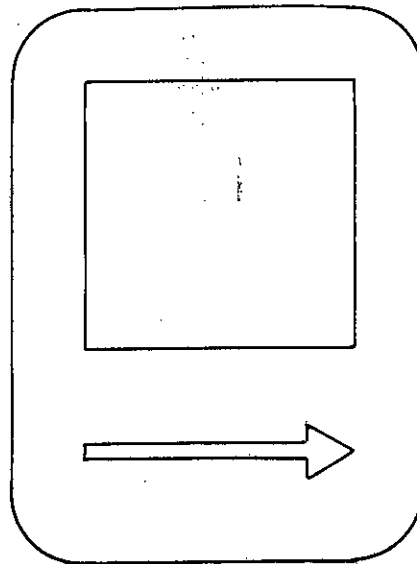
01. - RETANGULAR, LADO MAIOR NA HORIZONTAL, ALTURA MÍNIMA DE 1,00 m

02.- LEGENDA - LETRAS COM ALTURA MÍNIMA DE 0,20m

03.- CÔRES -

| | |
|------------------------------------------------|------------------|
| RODOVIAS DE PRIMEIRA CLASSE E VIAS EXPRESSAS - | FUNDO - VERDE |
| | LEGENDA - BRANCA |
| DEMAIS VIAS - | FUNDO - BRANCA |
| | LEGENDA - PRETA |

3-3 - SERVIÇOS AUXILIARES



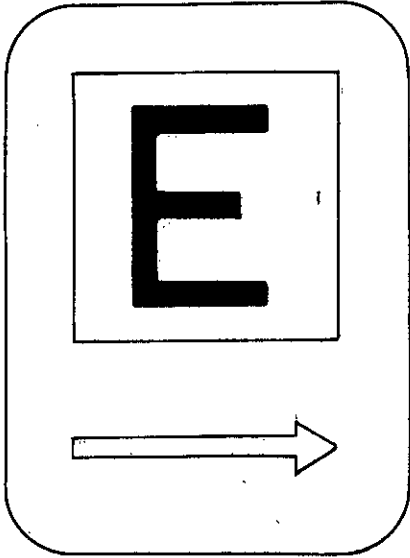
01. DIMENSÕES MINIMAS

| | | | | |
|-----------------|---|---------|---|-------|
| PLACA | - | LARGURA | - | 0,40m |
| | | ALTURA | - | 0,60m |
| QUADRO INTERNO | - | LARGURA | - | 0,30m |
| | | ALTURA | - | 0,30m |
| MARGEM SUPERIOR | - | | - | 0,07m |

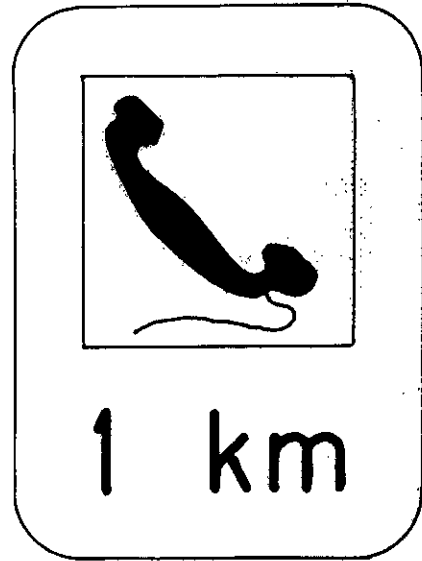
02. CORES

| | | |
|----------------|---|--------|
| FUNDO | - | AZUL |
| QUADRO INTERNO | - | BRANCA |
| SETA | - | BRANCA |
| LEGENDA | - | BRANCA |
| SIMBOLO | - | PRETA |


EXCEÇÃO - NA PLACA I-15 O SIMBOLO DEVE SER VERMELHO.




I-11
ÁREA DE ESTACIONAMENTO




I-12
SERVIÇO TELEFÔNICO



I-13
SERVIÇO MECÂNICO




I-14
ABASTECIMENTO




I-15

PRONTO SOCORRO




I-16

SERVIÇO SANITÁRIO



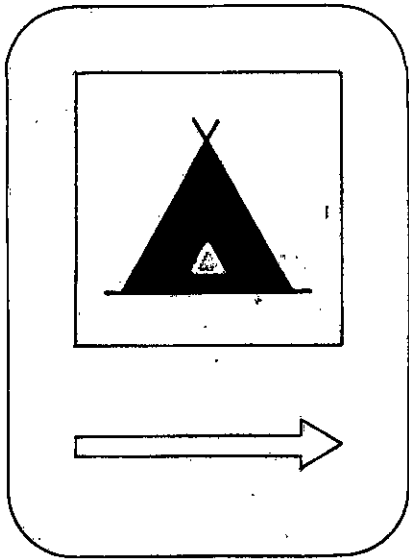
I-17

RESTAURANTE

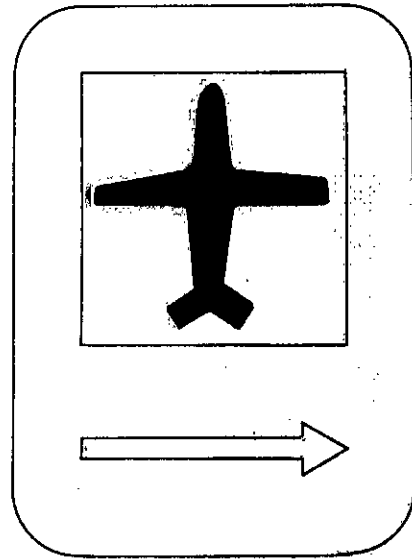


I-18


HOTEL



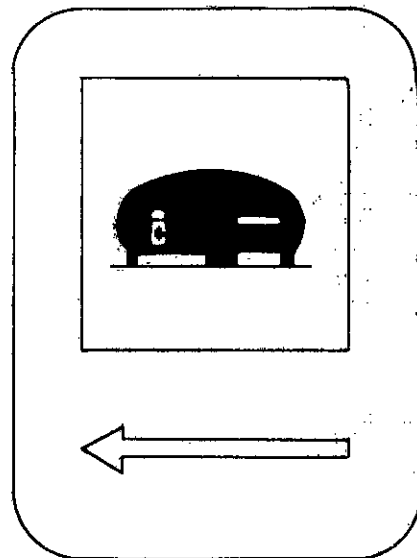
I-19
ÁREA DE CAMPISMO




I-20
AEROPORTO




I-21
TRANSPORTE SOBRE ÁGUA



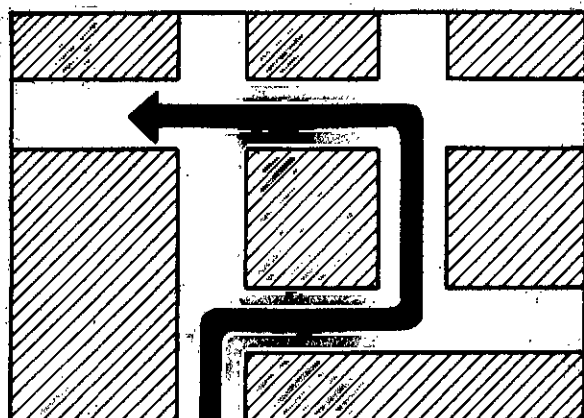
I-22
ESTACIONAMENTO DE TRAILER



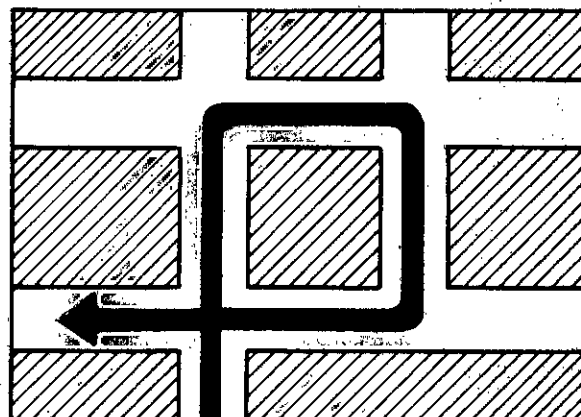
I - 23
PONTO DE PARADA



I - 24
PASSAGEM PROTEGIDA
PARA PEDESTRES




I - A.1
PRÉ - SINALIZAÇÃO



I - A.2
PRÉ - SINALIZAÇÃO

3-4 - PLACAS EDUCATIVAS



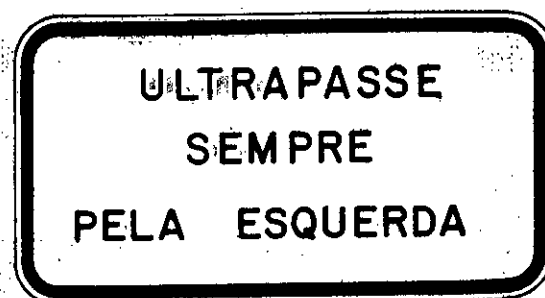
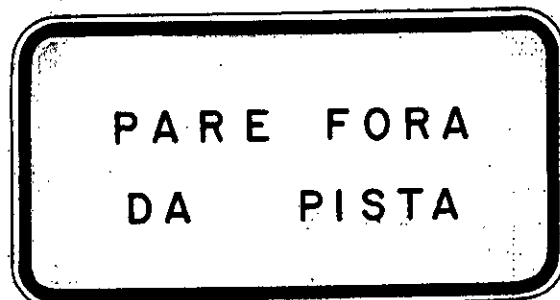
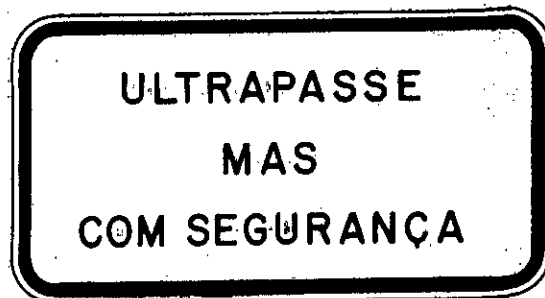
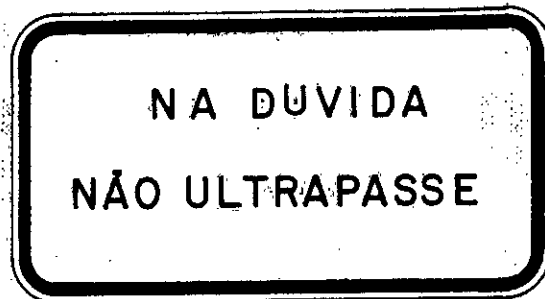
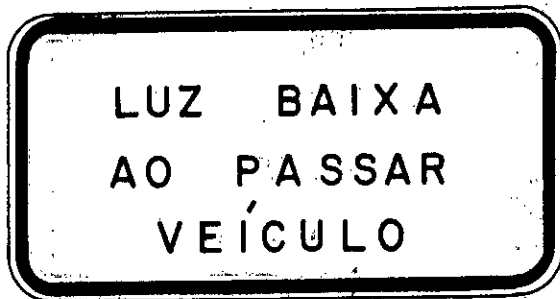
DIMENSÕES MÍNIMAS

| | | |
|--------------|---|-------|
| LARGURA | - | 1,00m |
| ALTURA | - | 0,60m |
| ORLA INTERNA | - | 0,02m |

CÔRES -

| | | |
|---------|---|--------|
| FUNDO | - | BRANCA |
| LEGENDA | - | PRETA |
| ORLA | - | PRETA |

EXEMPLOS:



EXEMPLOS:

INDO OU VINDO
OUTRO VEÍCULO
BAIXE OS FAROIS

VOCE TAMBEM
É RESPONSÁVEL
PELO TRANSITO

OBEDEÇA A
SINALIZAÇÃO
EVITE ACIDENTE

TODOS MERECEM
VIVER
FIQUE VIVO

EVITE DANOS
À
SINALIZAÇÃO

ACREDITE
NA
SINALIZAÇÃO

SOB NEBLINA
NUNCA
ULTRAPASSE